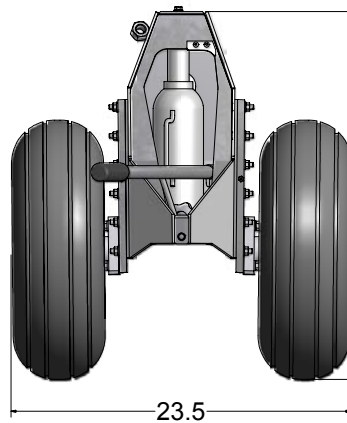
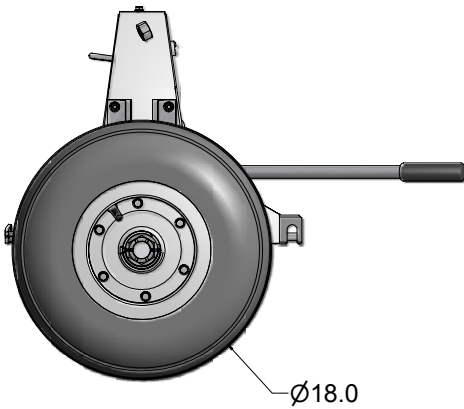
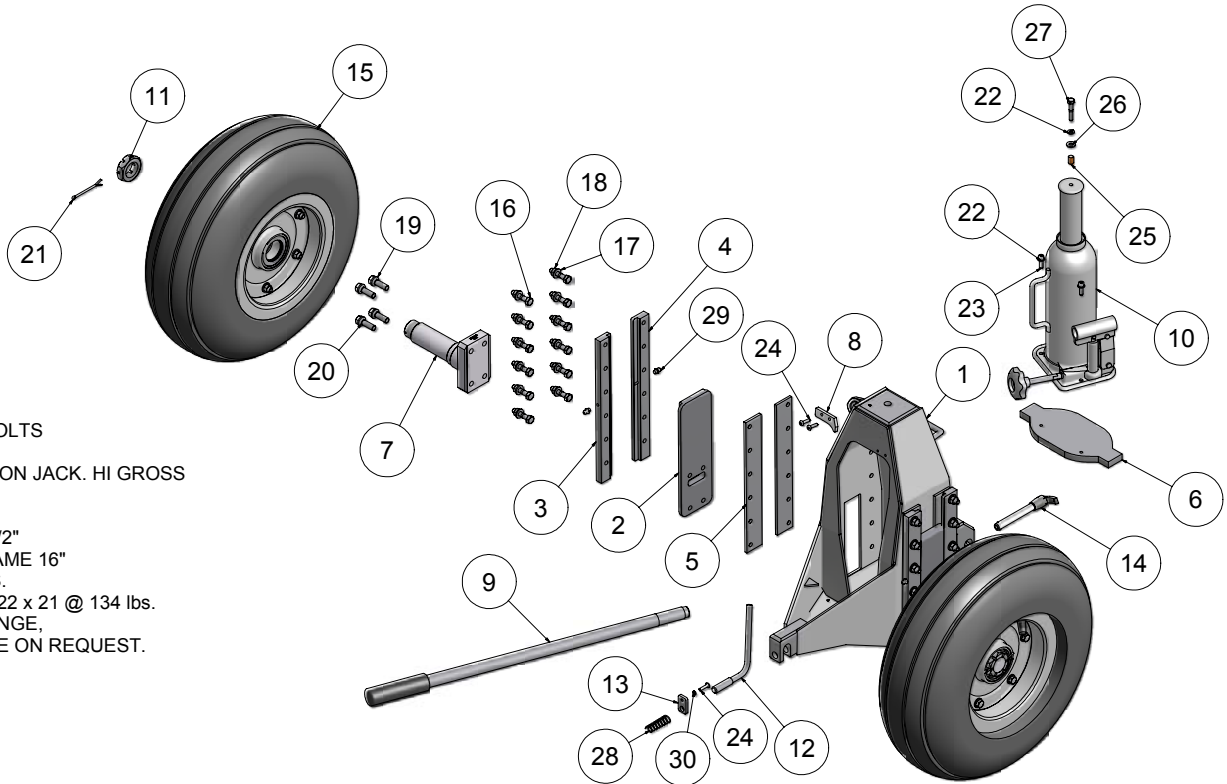


NSN 4920-015-492-387  
 NSN 1730-015-497-387

NSN EQUIVALENTS:  
 NSN 1730-01-133-9204  
 214-706-104-101/105  
 214-706-104-003 (OLD STYLE)  
 212-050-200-105/107  
 204-050-200-005/101

SPECIFICATIONS:  
 ATTACH POINTS 2EA. EYE BOLTS  
 16.41" & 17.875" CENTERS  
 OPERATION: HYDRAULIC 8 TON JACK. HI GROSS  
 10,000 LBS./SIDE  
 TIRE SIZE: 18 X 5.5 105 PSI  
 APPROXIMATE SKID LIFT 3 1/2"  
 PICK UP EYE TO TOP OF FRAME 16"  
 WEIGHT EACH SIDE = 95 LBS.  
 SHIPPING DIMENSIONS 24 x 22 x 21 @ 134 lbs.  
 FINISH: POWDER COAT ORANGE,  
 CUSTOM COLORS AVAILABLE ON REQUEST.



26.0 UPPER LIMIT  
 20.0 LOWER LIMIT

CAUTION:  
 USE ONLY AW ISO 32 HYDRAULIC FLUID  
 NSN:1680-015622405

BDW-245B-1802

ITEM	QTY	PART NUMBER	DESCRIPTION
1	1	W-245B-00	WELDED FRAME ASM.
2	2	W-245B-04	AXLE SLIDE
3	2	W-245B-05L	GUIDE LEFT
4	2	W-245B-05R	GUIDE RIGHT
5	4	W-245B-08	WEAR PLATE
6	1	W-245B-09	JACK BASE
7	2	W-245B-11	SPINDLE
8	1	W-245B-13	STOP
9	1	W-245-14-00A	JACK HANDLE
10	1	W-245-22F	JACK
11	2	W-245-25	CASTLE NUT
12	1	W-245B-29	PIN
13	1	W-245B-30	KEEPER PLATE
14	1	CL-8-BLPI-3.00-C	BALL LOCK PIN
15	2	TIRE/WHEEL ASM. (SEE WHEEL ASM. SHEET FOR WHEEL BREAKDOWN)	TIRE/WHEEL ASM.
16	24	5/16-18 X 1 1/2	BOLT
17	24	WASHER 5/16 SAE	WASHER
18	24	5/16-18	LOCK NUT
19	8	3/8	LOCK WASHER
20	8	3/8-24 X 1 1/4	BOLT
21	2	1/8 X 2 1/2	COTTER PIN
22	3	HCLW 1/4 SS	STAINLESS STEEL HIGH COLLAR LOCK WASHER
23	2	1/4-20 X 3/4	ALLEN HEAD BOLT
24	3	10-32 X 3/4 SS BHCS	BUTTON HEAD CAP SCREW
25	1	MCM6391K132	BUSHING
26	1	WASHER FENDER 1/4	FENDER WASHER
27	1	1/4-20 X 1	BOLT
28	1	S-264	SPRING
29	4	ZERK 1/4-28	ZERK FITTING
30	1	#10	HI COLLAR LOCK WASHER
N.S.	2	W-5.30-8 TB	INNER TUBE
N.S.	2	W-18 X 5.5 TR	TIRE
N.S.	OPT.	608500 SEAL KIT	REPAIR KIT FOR 8 TON NORCO JACK